

Duplo/Lego Tower Pattern Busy Bag

Thanks for visiting [All Our Days](#) and finding a resource you would like to use! I create these activities for my own children and share them in order to bless others!

If you would like to share these files with others, please direct them to our blog and not directly to the file you are now viewing.

It is our prayer that others will be blessed by our blog and any files we share. If you ever notice a typo, please let me know, they can slip by me and I definitely want to fix them!

God Bless!

Allyson

Feel free to print this PDF file for your own personal use.

They were created for private and non-profit use.

Please do not sell or host these files anywhere else.

Contents

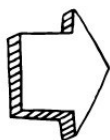
Page 2...[How to Make a Duplo/Lego Pattern Towers Busy Bag](#)

Page 3...[How to Use the Duplo/Lego Pattern Towers Busy Bag & Busy Bag Label](#)

Page 4-6...[Duplo/Lego Pattern Towers Cards \(NEW colors\)](#)

Page 7-9...[Duplo/Lego Pattern Towers Cards \(CLASSIC colors\)](#)

Click this box for
more Busy Bag
ideas, tools, & tips



How to make a

Duplo/Lego

Tower Pattern Busy Bag

Materials:

Duplo or Lego square bricks in Classic colors: red, blue, yellow, & green; or
New colors: red, light blue, dark blue, yellow, light green, dark green, brown, & black

zip-top gallon bag

color printer

white cardstock paper

scissors

[laminator](#) or clear contact paper

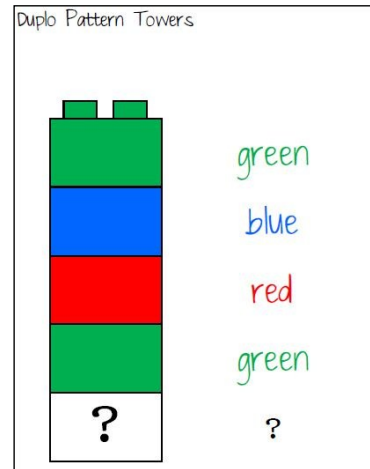
clear packaging tape

Instructions:

1. Print Tower Pattern cards on white cardstock and cut the pages in fourths on the solid lines. [Laminate](#) the cards for more durability and place them in the zip-top bag.
2. Add the correct colors of Duplos or Legos to the zip-top bag. (see chart on pg 3)
3. Print the Busy Bag label on regular weight printer paper. Cut it out on the solid lines. Circle whether you used Duplos or Legos. Use clear packaging tape to cover and secure the label to the front of the zip-top bag.

Note to Adult: The Classic Lego colors do not contain the colors necessary for children to complete the New colors set of Tower Pattern cards, however, if you have the New colors, your child can also complete all the combinations under the Classic colors.

Also, You may want to start with only the Classic colors to make the activity easier. Then, when your child has mastered this activity you can add in the New colors to make it more challenging.

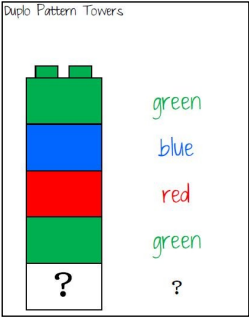


How to use the Duplo/Lego

Tower Pattern Busy Bag

1. Give your child Tower Pattern cards and Duplo blocks or Legos of the correct colors.
2. Have them pick one card and build the tower shown. Tell them to look for a pattern to help figure out what color block should be where the question mark is located.

Duplo Pattern Towers



Duplo/Lego Pattern Towers

Choose a card and build a tower to match it. Look at the color pattern to decide what color block should go where the ? is.

Activity Develops or Reinforces: patterns, logical reasoning, visual discrimination, colors, fine motor skills, color words

This bag includes: Pattern Tower Cards, Duplos or Legos


Warning: Plastic bags are choking hazards. Adult supervision required.

©www.allourdays.com

Minimum # needed to build ONE tower at a time

	red	Blue (dark blue)	yellow	Green (dark green)	light green	light blue	brown	black
New Colors	3	4	3	4	3	2	2	2
Classic Colors	3	4	3	2	N/A	N/A	N/A	N/A

Duplo Pattern Towers



light green

dark green


dark green

light green

?

dark green

Duplo Pattern Towers



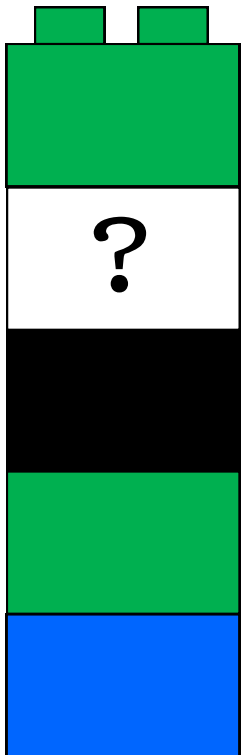
light green

red

light green

?

Duplo Pattern Towers



dark green


?

black

dark green

dark blue

Duplo Pattern Towers



?

?

red


dark blue

dark green

yellow

red

Duplo Pattern Towers



red


brown

red

brown

?

Duplo Pattern Towers




light blue

dark blue

light blue

?

Duplo Pattern Towers



dark blue


dark blue

yellow

dark blue

?

Duplo Pattern Towers



black

dark green


dark blue

?

dark green

dark blue

Duplo Pattern Towers



red


light blue

brown

red

?

Duplo Pattern Towers




dark blue

brown

dark blue

?

Duplo Pattern



dark green


black

red

dark green

?

Duplo Pattern Towers



yellow

light green


yellow

?

yellow


light green

Duplo Pattern Towers




red
yellow
blue
red
?

Duplo Pattern Towers




blue
green
blue
?

Duplo Pattern




green
blue
red
green
?

Duplo Pattern Towers




yellow
red
yellow
?
yellow
red

Duplo Pattern Towers




red
green
red
green
?

Duplo Pattern Towers




yellow
blue
yellow
?

Duplo Pattern Towers




blue
blue
red
blue
?

Duplo Pattern Towers



yellow
green
blue
?
green
blue

Duplo Pattern Towers



yellow

red


green

yellow

?

green

Duplo Pattern Towers



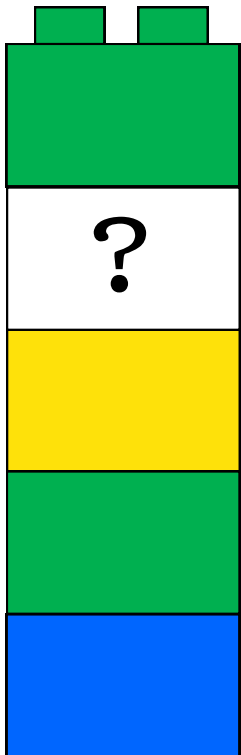
blue

red

blue

?

Duplo Pattern Towers



green


?

yellow

green

blue

Duplo Pattern Towers



?

red

blue

green

yellow

red